



**WREST
PARK**
ENTERPRISE

Welcome to Bedfordshire's Premier Business Address

Enjoying a beautiful parkland setting at Central Beds
Location off the A6 - M1 & A1 accessible in minutes




Call 01525 306000

info@wrestparkenterprise.co.uk
www.wrestparkenterprise.co.uk



"Flexible space to suit your pace..."

Serviced Offices | Conference Facilities | Meeting Rooms | Virtual Offices | Workshops | Warehouses



Offering fully serviced offices on easy-in / easy-out terms, furnished & ready for occupation.

- 24/7 secure access
- Ample on-site parking
- Ultra-fast broadband
- VoIP telephony and Wi-Fi

Our conference facilities can cater for 4 to 60 delegates, with Click Share AV technology, plus catering as required.

BOOK YOUR VIEWING TODAY

Superb Modern Conference Facilities Meeting Rooms & Training Suite

Central Beds Location off the A6, M1 & A1 accessible in minutes

- 60 delegate Conference Room
- 24 delegate Training Suite
- Click Share AV technology
- Meeting Rooms for 4 to 12 delegates
- High speed Internet & Wi-Fi network
- Ample dedicated visitor parking
- Contemporary break out space
- Coffee shop & catering available

Book your tour today

Conference & Meeting Rooms

Wrest Park Enterprise is one of the most impressive locations providing meeting and training rooms in the Bedfordshire area.

We have recently redefined our spaces to ensure that delegates feel confident that the facilities comply with social distancing and hygiene guidelines. All our rooms are now set out for a reduced number of delegates in a fixed layout, with individual place settings for your comfort.

In addition, we can facilitate hybrid meetings where there are a limited number of physical delegates and a number of virtual participants too – ask our reception team how we can help you stay in touch with your network or home based teams.

Smaller one to one meeting rooms and day offices are also available to hire, and we have a dedicated multi-faith room which is free to use.

Approached via a tree lined avenue and set in beautiful parkland, the Wrest Park Enterprise campus offers business clients an impressive blend of cutting-edge technology and a range of comfortable meeting spaces, all in a relaxed environment that promotes creativity.

Being virtually equidistant from Bedford, Luton and the A1 / M1, WPE has ample, easy to find visitor parking and a warm welcome waiting in our contemporary reception area, leaving them relaxed and ready for business.

The Meeting Room in Enterprise House is great for small meetings of up to 8 people; this can be booked at an hourly rate or daily, which is convenient for team meetings or appraisals.

The Boardroom in Capability House holds a maximum of 12 delegates, is permanently set up in a boardroom style and has a conference phone and Click Share AV technology.

The Conference Room, also in Capability House, can host a variety of room set-ups from

20 Boardroom style to 60 Theatre style. It has an electronic screen which can be raised and lowered with the touch of a button and has a conference phone and Click Share AV technology.

The Training Room in Endeavour House has been equipped with a conference phone and Click Share AV technology and next generation wireless infrastructure. Ideal for classroom-based training, this room can seat up to 18 U-Shape and 20 in a Classroom layout.

Flexibility Each of our rooms is comfortably furnished and can be laid out in a variety of formats depending on your needs, by prior arrangement.

Technology

- Enterprise level guest Wi-Fi
- Click Share AV technology
- Conference Phone
- Superfast dedicated fibre broadband network

Break Out Space

- Vibrant dining areas
- Contemporary soft seat areas in atrium and coffee lounge
- Informal discussion space • Furnished patio area

Facilities

- Ample free parking
- Ample washrooms including disabled facilities
- Male & female showers • Disabled parking

All of our meeting room bookings receive a complimentary serving of tea/coffee & chilled water per morning or afternoon session - just confirm the time and we will do the rest!

An on-site catering service providing a variety of buffet options, platters, cakes, fresh fruit, juices and hot food is available if required - please speak to our team or use the booking form to order



Contact us today on **01525 306000** or info@wrestparkenterprise.co.uk for details of availability

Fully serviced offices and suites for 2 to 40+ staff, in a beautiful parkland setting

Central Beds Location off the A6, M1 & A1 accessible in minutes

- Flexible licence easy in / easy out terms
- Ultrafast dedicated broadband
- Wi-Fi & VoIP telephony
- Manned reception & ample on-site parking
- Meeting & training rooms with interactive AV
- Virtual offices, coffee shop

Book your viewing today

Serviced Office

Are you looking for an office space in an out of town parkland setting surrounded by green space, leaving the city behind?

Perhaps you want to leave the large traditional long term leasehold office behind and move to managed offices, on more flexible terms?

Is your business model changing and you need a platform that allows you to have an office hub for fewer staff, with others working remotely, whilst having the ability to rent an additional office or meeting room by the day to accommodate staff from time to time?

Is your "home office" no longer working for you?

Wrest Park Enterprise offers an environment that will support and encourage your business with a solution to all of these... just drive down the tree lined avenue and see for yourself!

"Flexible space to suit your pace..."

Our range of serviced offices is designed to expand or contract to suit your business, with offices, suites and combinations available starting at 1 desk and growing to 40+.

The managed network infrastructure providing dedicated high-speed broadband and VoIP telephony means that you can move your business to different offices if required, without having to change your address or telephone number.

The easy in - easy out terms allow you the flexibility to move in quickly or move out with just 1 month's notice, giving you the reassurance that you have no long-term commitment or penalties.

We fully manage each building, covering maintenance, repairs, cleaning, communal facilities and the rent also includes heat, light & power, leaving you free to do what you do best - concentrate on your business.

The campus at Wrest Park Enterprise has three distinct buildings to choose from:


Endeavour House is a modern 2 story building, enjoying southerly and westerly aspect over parkland. This business centre offers a quiet environment with a selection of offices for between 2 and 15 desks and has well appointed facilities. All rooms are furnished and air conditioned.

Capability House, being the hub of the enterprise park, is our flagship 2 story business centre offering a range of fully serviced, furnished and air-conditioned offices and suites that are designed to accommodate businesses with between 2 and 40+ staff.

Enterprise House offers a vibrant working environment that is suited to new and emerging businesses, as well as the more established. If you are currently working from home and looking for your first professional office, why not take a look? There are rooms for 1 to 20 desks, Co Working Space, comfortable break out space, plus manned reception with waiting area.

Features

- VoIP telephony system • Manned reception
- Super-fast fibre broadband
- Security pass access system
- Intelligent Wi-Fi network
- Easy in - easy out terms Benefits
- On site coffee shop • Thriving business community with networking opportunities
- Free tenant parking • Contemporary break out space and communal areas
- Disabled parking and facilities
- Well-appointed kitchens and washrooms with showers



Contact us today on **01525 306000** or info@wrestparkenterprise.co.uk for details of availability

Wrest Park Enterprise offers you one of the most impressive business addresses in Bedfordshire

Central Beds Location off the A6, M1 & A1 accessible in minutes



Virtual Office

Some businesses just need a prestigious address...

Here at Wrest Park Enterprise we appreciate that not all businesses require a physical office but may need the prestige of a well-established business address. This can be especially important when you are tendering for contracts with national organisations, government departments and local authorities.

So if you are a small business currently working from home and a Wrest Park Address is more appealing, why not take advantage of our Virtual Offices.

Essential

Ideal for new start businesses and those who work from home, but need a professional business address.

- Business address
- Professional & friendly environment to meet your clients
- Business directory & website listing
- Use of break out facilities
- Discounted rates for meeting room hire (25% off normal rates)
- Invitation to networking & seminar events at WPE

Price: £45 per month, payable monthly in advance.
Deposit required

Notice period is 1 month after the initial 3 months.

Growth

You have set up your business and want to take the next step, having a dedicated telephone number with call answering service - ideal for those who want to keep costs down but maintain a professional first line of contact with their clients.

Our Growth* package includes all the features of the Essential package, plus:

- Call answering service and message forwarding
- Telephony - dedicated local** or non-geo*** number

Price: £75 per month, payable monthly in advance.
Deposit required

Notice period is 1 month after the initial 3 months.

* Growth package fair usage policy may be changed from time to time at the discretion of the management

** Forwarded calls are chargeable

*** Non geographic numbers available by request at an extra charge and carry ongoing monthly charges

- Business address
- Professional & friendly environment to meet your clients
- Business directory & website listing
- Use of break out facilities
- Discounted rates for meeting room hire (25% off normal rates)

Book your viewing today



Contact us today on **01525 306000** or info@wrestparkenterprise.co.uk for details of availability

Wrest Park Enterprise enjoys a beautiful parkland setting in Central Beds

Location off the A6, M1 & A1 accessible in minutes



Co Working Space

You have set up your business and been working from home, but you feel you want to separate your home and work life. You are ready to take the next step but are conscious of cost whilst your business grows.

Having a dedicated desk in a Coworking space* is ideal for those who want to keep costs down but prefer to feel like they have "colleagues".

Coworking space:

- Dedicated desk in a specially designated office
- Heat, light, maintenance, cleaning included
- Manned reception to greet your clients
- Professional & friendly environment
- Business directory & website listing
- Use of break out facilities
- Discounted rates for meeting room hire (25% off normal rates)
- Invitation to networking & seminar events at WPE
- Dedicated Ultrafast fibre broadband / Wi-Fi
- Free Parking
- Telephony - Dedicated local number and all telephone calls at local/national** rates subject to a "fair use" policy

Price: £199 + Vat per month

A fully refundable deposit of £199 is required.

* Shared office location may be changed from time to time at the discretion of the management

** Mobile, specialist and premium rate calls are chargeable

Day Office

Ever find yourself working in crowded coffee shops? Do you sometimes need peace & quiet away from your home to meet that deadline or just a private office setting to meet a client or Associate?

Does your business have an agile working policy with most staff working from home? Do you sometimes need a face to face day rather than using online technology?

Are you an existing office client on the Wrest Park Enterprise campus who may sometimes need an additional private space for staff to work in or have 1 to 1 meetings?

If so then our day office may be the answer!



It's a great solution for all Businesses who do not require a permanent, full-time private office space.

You get a fully furnished 2-man office, with a telephone and ultra fast broadband connection to make sure you can always be productive, and we have manned reception to create a professional image when meeting clients. Parking is free and you get complimentary tea & coffee too!

Our Day Office is available from 8.30am until 5pm Monday to Friday at only £60 per day (plus vat)

- Low cost entry point
- Professional environment with networking opportunities
- Discounted rates for meeting room hire (25% off normal rates)
- Free parking
- Ultra-fast broadband

Book your viewing today



Contact us today on **01525 306000** or info@wrestparkenterprise.co.uk for details of availability

Wrest Park Enterprise offers recently refurbished business units in a range of sizes

Central Beds Location off the A6, M1 & A1 accessible in minutes



Business Units

Wrest Park Enterprise is home to a thriving business community with companies and independent tradesmen working within the agricultural, light industrial, manufacturing & assembly, education, automotive, research & development, healthcare, scientific and service sectors.

Having undergone an extensive building by building refurbishment programme the Enterprise Park has a wide range of work spaces available such as office blocks, industrial units, warehousing and workshops to suit a variety of purposes

Location: Just off the A6 in Silsoe, Central Bedfordshire, equidistant for Luton and Bedford, the site provides excellent access to regional centres such as Stevenage, Hitchin and Milton Keynes, plus the A1/M1 for access throughout the South East and of course to London.

Warehouses: The Wrest Park Enterprise campus offers an excellent range of warehouses and business units that can accommodate a variety of business requirements, with sizes ranging from 1,100ft² to 24,000ft².

Each building has been recently refurbished and most buildings have an office and W.C. facilities. The telecommunications infrastructure is connected to each unit - tenants simply need to confirm their requirements and WPE can supply fibre broadband and VoIP telephony (charges will apply).

Workshops: Many tradesmen, such as builders, plumbers, carpenters, electricians, etc. need a unit that can work as both storage and workshop space and this sort of space is in short supply.

Wrest Park Enterprise has a series of 8 workshops that are ideal for such a business. Each unit is either 1,320ft² or 880ft² and has:

- Electric roller shutter
- Light & power*
- Good natural light
- Access for loading/unloading
- Personnel door
- Parking area

* Each individual supply has a pre-paid token meter

Smaller Units: Businesses ebb and flow - sometimes you just need a little extra workspace or storage without having to commit to moving to larger premises or a long term contract. A simple low cost solution can be to take an ancillary storage unit on a flexible contract that allows you access as and when you need it.

Ideal for storing archive files, product, equipment, tools, surplus stock or samples, etc.

- Easy in - easy out
- Loading/unloading access
- No time restrictions for access
- 440ft² or 220ft² available

- Warehouses to 24,000ft²
 - Workshops for local tradesmen
 - Storage Units on flexible terms
 - Good access around site
 - Space to load & unload
 - Ample parking
- Book your viewing today**



Contact us today on **01525 306000** or info@wrestparkenterprise.co.uk for details of availability